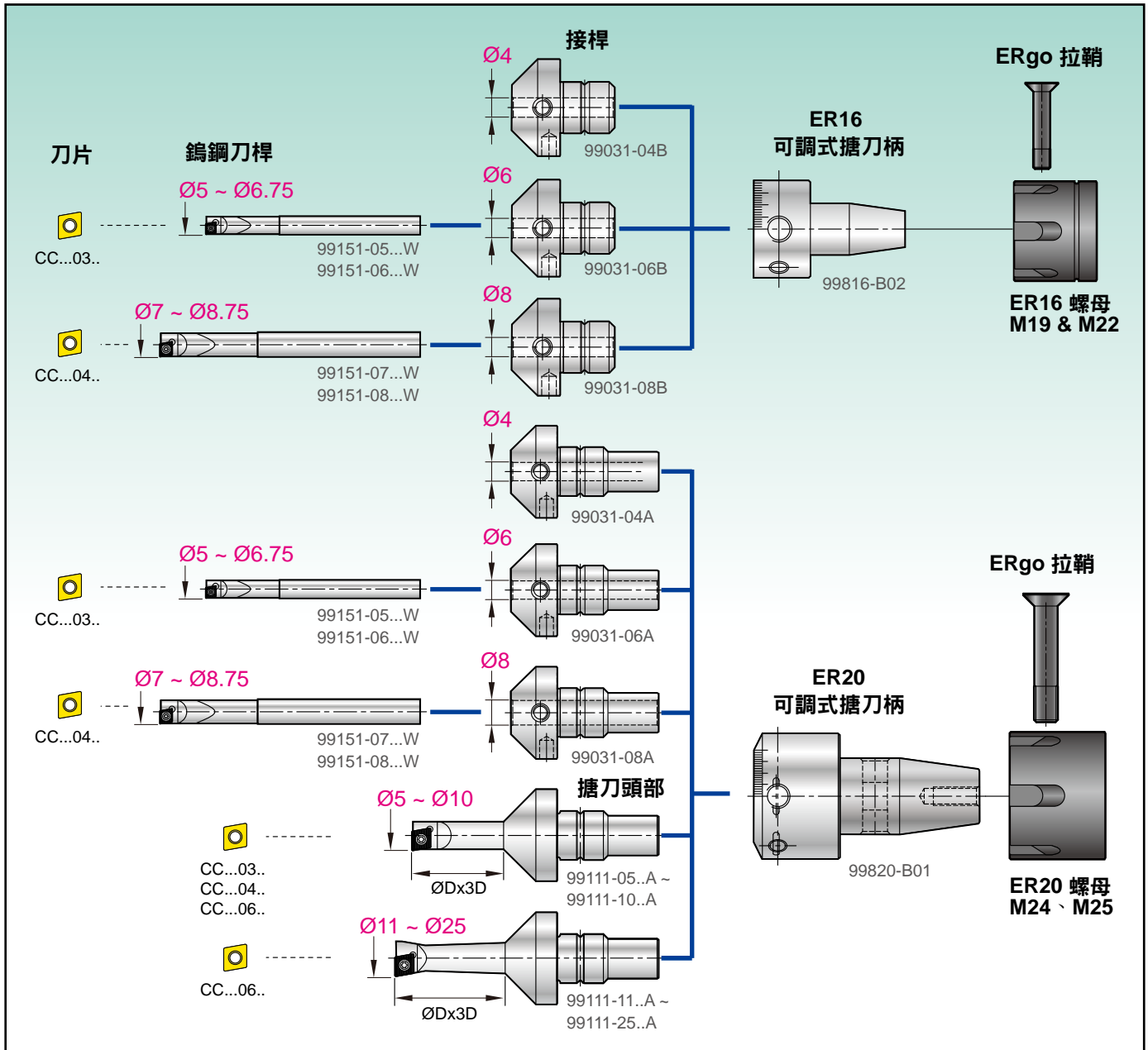


# ER16 / ER20 可調式深孔搪刀



## 刀片

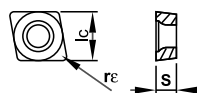


NC30 NC9036 NC2033 NC9031 DM

●最好的 ◎合適的 ○可能的

材質	P	M	N
NC30	●	●	
NC9036			●
NC2033	●	●	
NC9031			●
DM			●

規格編碼	鍍層	材質	尺寸			
			lc	S	Re	
CCGT030102	NC30 NC9036	TiAlN DLC	K20F	3.5	1.4	0.2
CCGT040102	NC30 NC9036	TiAlN DLC		4.3	1.8	0.2
CCGW040102	DM	-	DM			
CCFT060204	NC2033 NC9036	TiN DLC	K20F			
CCFT060204HP	NC9031	TiN				
CCMW060204	DM	-	DM	6.35	2.38	0.4

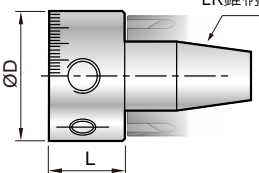



6

ERgo

# ER16 / ER20 可調式深孔搪刀

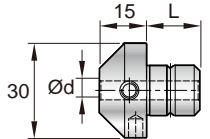
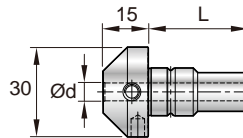
## 本體刀桿與零配件

ER 錐柄	規格編碼	Type	本體刀桿	ØD	L	適用接桿
ER16	99816-B02	N9ER16-B02		30	17.5	99031-04B
						99031-06B
						99031-08B
ER20	99820-B01	N9ER20-B01		41	28	99031-04A 99031-06A 99031-08A

ERgo 螺母套組	
	* 包含螺母、拉鞘和L型扳手。
ER 錐柄	Part No.
ER16	99816-M19S
	99816-M22S
ER20	99820-M24S
	99820-M25S

ERgo 螺母			高強度 ERgo 拉鞘			L 型扳手	ERgo 螺母扳手	
								
Part No.	Ød	牙距	扭力	Part No.	L	扭力	Part No.	Part No.
99816-M19	25	M19xP1.0	30 Nm	NS-50025	25	5 Nm	NK-LW3	99816-SP28
99816-M22	28	M22xP1.5	30 Nm	NS-50028	28	5 Nm		
99820-M24	34	M24xP1.0	45 Nm	NS-60033	33	6 Nm	NK-LW4	99820-SP36
99820-M25	34	M25xP1.5	45 Nm	NS-60033	33	6 Nm		

## 接 桿

ER 錐柄	規格編碼	Type	接 桿	Ød	L
ER16	99031-04B	C16-ID04B		4	16.75
	99031-06B	C16-ID04B		6	
	99031-08B	C16-ID04B		8	
ER20	99031-04A	C16-ID04A		4	33
	99031-06A	C16-ID06A		6	
	99031-08A	C16-ID08A		8	

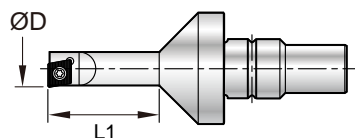
## 鎢鋼刀桿

- Solid Carbide Shank
- Boring Depth : L1, 4xD

規格編碼	Type	ØD	Ød	L1	L	刀片/螺絲/扳手	圖示
99151-0500W	C06-0500-20L	4.87~5.12	6	20.00	70	刀片: CC..030102 螺絲: NS-16030 扳手: NK-T6	
99151-0525W	C06-0525-20L	5.12~5.37	6	20.00	70		
99151-0550W	C06-0550-22L	5.37~5.62	6	22.00	70		
99151-0575W	C06-0575-22L	5.62~5.87	6	22.00	70		
99151-0600W	C06-0600-24L	5.87~6.12	6	24.00	70		
99151-0625W	C06-0625-24L	6.12~6.37	6	24.00	70		
99151-0650W	C06-0650-26L	6.37~6.62	6	26.00	70		
99151-0675W	C06-0675-26L	6.62~6.87	6	26.00	70	刀片: CC..040102 螺絲: NS-20036 扳手: NK-T6	
99151-0700W	C08-0700-28L	6.87~7.12	8	28.00	85		
99151-0725W	C08-0725-28L	7.12~7.37	8	28.00	85		
99151-0750W	C08-0750-30L	7.37~7.62	8	30.00	85		
99151-0775W	C08-0775-30L	7.62~7.87	8	30.00	85		
99151-0800W	C08-0800-32L	7.87~8.12	8	32.00	85		
99151-0825W	C08-0825-32L	8.12~8.37	8	32.00	85		
99151-0850W	C08-0850-34L	8.37~8.62	8	34.00	85		
99151-0875W	C08-0875-34L	8.62~8.87	8	34.00	85		

# ER20 搪刀頭部

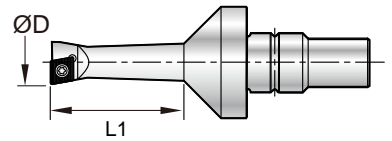
## Ø5mm ~ Ø10mm 搪刀頭部



規格編碼	Type	ØD	L1	刀片	扳手/螺絲
99111-05A	C16-0500-15L	4.87-5.12	15	CC...030102	NK-T6 / NS-16030 0.4Nm
99111-0525A	C16-0525-15L	5.12-5.37	15		
99111-0550A	C16-0550-15L	5.37-5.62	15		
99111-0575A	C16-0575-15L	5.62-5.87	15		
99111-06A	C16-0600-18L	5.87-6.12	18		
99111-0625A	C16-0625-18L	6.12-6.37	18		
99111-0650A	C16-0650-18L	6.37-6.62	18		
99111-0675A	C16-0675-18L	6.62-6.87	18		
99111-07A	C16-0700-21L	6.87-7.12	21	CC...040102	NK-T6 / NS-20036 0.6Nm
99111-0725A	C16-0725-21L	7.12-7.37	21		
99111-0750A	C16-0750-21L	7.37-7.62	21		
99111-0775A	C16-0775-21L	7.62-7.87	21		
99111-08A	C16-0800-24L	7.87-8.12	24		
99111-0825A	C16-0825-24L	8.12-8.37	24		
99111-0850A	C16-0850-24L	8.37-8.62	24		
99111-0875A	C16-0875-24L	8.62-8.87	24		
99111-09A	C16-0900-27L	8.87-9.12	27	CC...060204	NK-T7 / NS-25045 0.9Nm
99111-0925A	C16-0925-27L	9.12-9.37	27		
99111-0950A	C16-0950-27L	9.37-9.62	27		
99111-0975A	C16-0975-27L	9.62-9.87	27		
99111-10A	C16-1000-30L	9.87-10.12	30		
99111-1025A	C16-1025-30L	10.12-10.37	30		
99111-1050A	C16-1050-30L	10.37-10.62	30		
99111-1075A	C16-1075-30L	10.62-10.87	30		

# ER20 搪刀頭部

## ☀️ Ø11mm ~ Ø25mm 搪刀頭部



規格編碼	Type	ØD	L1	刀片 扳手/螺絲	規格編碼	Type	ØD	L1	刀片 扳手/螺絲
99111-11A	C16-1100-33L	10.87-11.12	33	CC...060204 NK-T7 / NS-25045 0.9Nm	99111-18A	C16-1800-50L	17.87-18.12	50	CC...060204 NK-T7 / NS-25060 0.9Nm
99111-1125A	C16-1125-33L	11.12-11.37	33		99111-1825A	C16-1825-50L	18.12-18.37	50	
99111-1150A	C16-1150-33L	11.37-11.62	33		99111-1850A	C16-1850-50L	18.37-18.62	50	
99111-1175A	C16-1175-33L	11.62-11.87	33		99111-1875A	C16-1875-50L	18.62-18.87	50	
99111-12A	C16-1200-36L	11.87-12.12	36		99111-19A	C16-1900-50L	18.87-19.12	50	
99111-1225A	C16-1225-36L	12.12-12.37	36		99111-1925A	C16-1925-50L	19.12-19.37	50	
99111-1250A	C16-1250-36L	12.37-12.62	36		99111-1950A	C16-1950-50L	19.37-19.62	50	
99111-1275A	C16-1275-36L	12.62-12.87	36		99111-1975A	C16-1975-50L	19.62-19.87	50	
99111-13A	C16-1300-39L	12.87-13.12	39		99111-20A	C16-2000-50L	19.87-20.12	50	
99111-1325A	C16-1325-39L	13.12-13.37	39		99111-2025A	C16-2025-50L	20.12-20.37	50	
99111-1350A	C16-1350-39L	13.37-13.62	39		99111-2050A	C16-2050-50L	20.37-20.62	50	
99111-1375A	C16-1375-39L	13.62-13.87	39		99111-2075A	C16-2075-50L	20.62-20.87	50	
99111-14A	C16-1400-42L	13.87-14.12	42		99111-21A	C16-2100-50L	20.87-21.12	50	
99111-1425A	C16-1425-42L	14.12-14.37	42		99111-2125A	C16-2125-50L	21.12-21.37	50	
99111-1450A	C16-1450-42L	14.37-14.62	42		99111-2150A	C16-2150-50L	21.37-21.62	50	
99111-1475A	C16-1475-42L	14.62-14.87	42		99111-2175A	C16-2175-50L	21.62-21.87	50	
99111-15A	C16-1500-45L	14.87-15.12	45		99111-22A	C16-2200-50L	21.87-22.12	50	
99111-1525A	C16-1525-45L	15.12-15.37	45		99111-2225A	C16-2225-50L	22.12-22.37	50	
99111-1550A	C16-1550-45L	15.37-15.62	45		99111-2250A	C16-2250-50L	22.37-22.62	50	
99111-1575A	C16-1575-45L	15.62-15.87	45		99111-2275A	C16-2275-50L	22.62-22.87	50	
99111-16A	C16-1600-48L	15.87-16.12	48	99111-23A	C16-2300-50L	22.87-23.12	50		
99111-1625A	C16-1625-48L	16.12-16.37	48	99111-2325A	C16-2325-50L	23.12-23.37	50		
99111-1650A	C16-1650-48L	16.37-16.62	48	99111-2350A	C16-2350-50L	23.37-23.62	50		
99111-1675A	C16-1675-48L	16.62-16.87	48	99111-2375A	C16-2375-50L	23.62-23.87	50		
99111-17A	C16-1700-51L	16.87-17.12	51	99111-24A	C16-2400-50L	23.87-24.12	50		
99111-1725A	C16-1725-51L	17.12-17.37	51	99111-2425A	C16-2425-50L	24.12-24.37	50		
99111-1750A	C16-1750-51L	17.37-17.62	51	99111-2450A	C16-2450-50L	24.37-24.62	50		
99111-1775A	C16-1775-51L	17.62-17.87	51	99111-2475A	C16-2475-50L	24.62-24.87	50		
				99111-25A	C16-2500-50L	24.87-25.12	50		